

This card is a “Quick Start Guide” and is not meant to substitute for an instruction manual. Please refer to the manual for full instructions and warnings.

For additional information or more detailed instructions, please refer to the user manual using the provided QR Code.



www.brainbee.mahle.com
www.mpulse.mahle.com

This Quick Guide is available
in additional languages: scan
QR Code to download



MAHLE

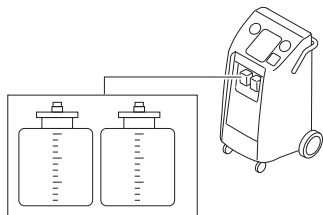
AIR-NEX 9310 | 9410 Quick start guide



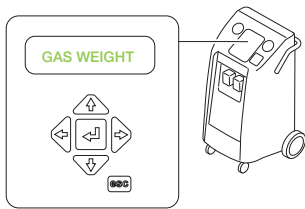
BrainBee®
WORKSHOP SOLUTIONS




1. Check oil levels



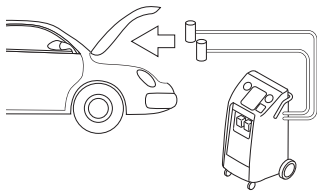
2. Check gas weight available



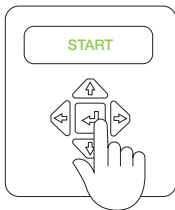
3. Choose maker and car model



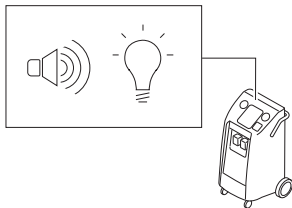
4. Connect hoses to vehicle



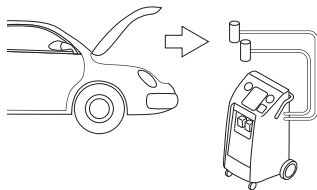
5. Press start



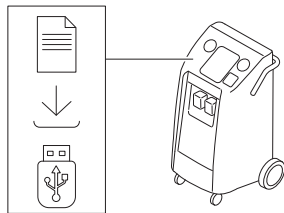
6. Wait till end of process



7. Disconnect hoses



8. Download service report with USB key

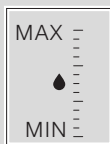




Wear Personal Protective
Equipment



Periodically check pump
oil level



Periodically check software
version



Before every cycle, we
recommend analyzing the type
of gas inside the vehicle